

## 3<sup>rd</sup> Party Access via Azure B2B


# How to access the 3PA User Guide for Guest

3 <sup>rd</sup> Party Access via Azure B2B.....	1
How to access the 3PA User Guide for Guest.....	1
1. How to access the 3PA User Guide for Guest .....	2
a. Redeem Invitation .....	2
b. Provide your own business Office 365 credentials to Log on .....	2
c. Review the Permissions and click on Accept.....	4
d. Reach the Myapps landing page in Aker Solutions Azure AD Tenant.....	4
2. Need Help? .....	5

## 1. How to access the 3PA User Guide for Guest

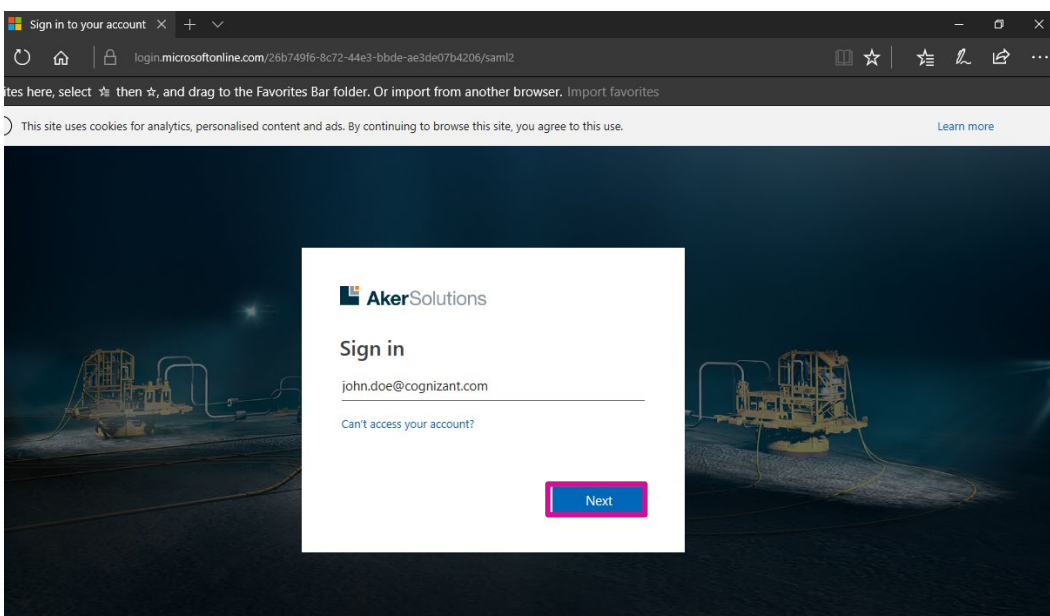
### a. Redeem Invitation

An invitation email (similar to the screenshot below) will be sent from [invites@microsoft.com](mailto:invites@microsoft.com) & you will have to click on the green “Get Started” button to redeem the invitation.

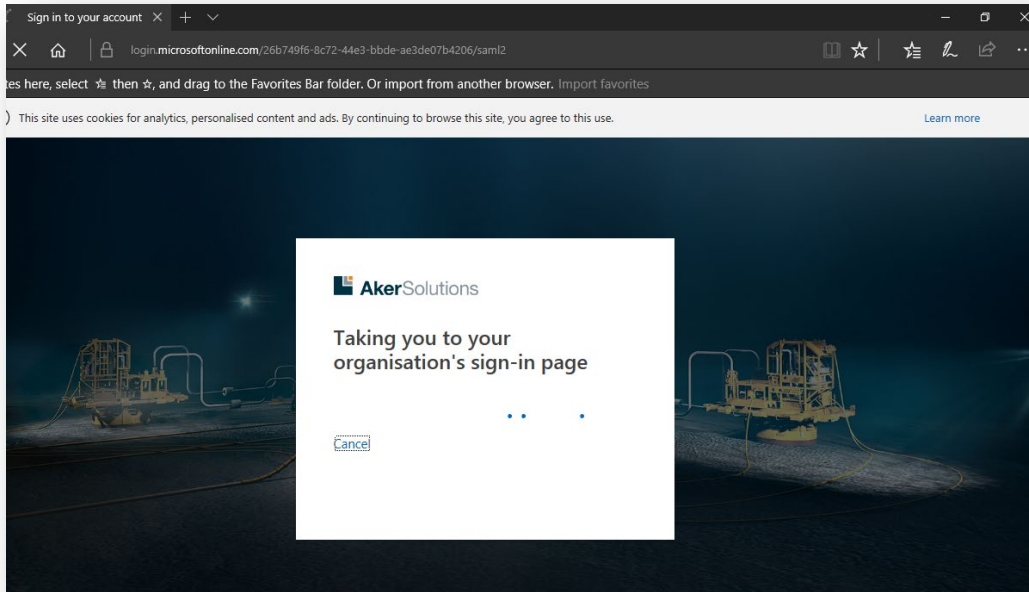


### b. Provide your own business Office 365 credentials to Log on

You will have to use your current business Office 365 subscription details for this registration and not the 3PA credentials supplied by us. You will now be presented with a login window similar to the below:

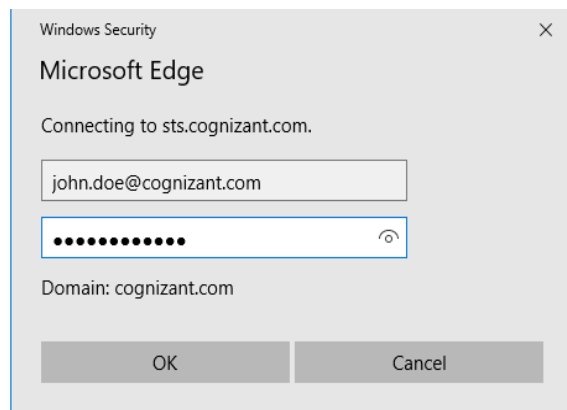
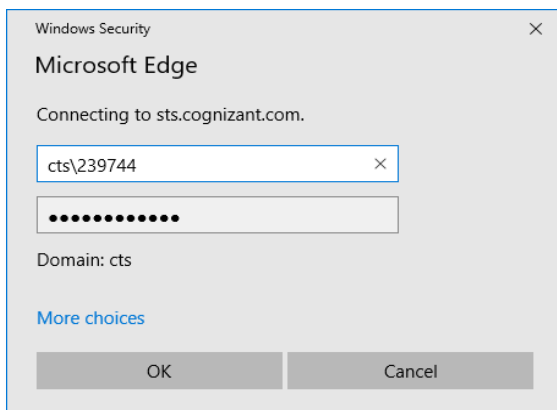


You will be taken to your Organization's page to enter the credentials. These are the credentials that you use to sign in to your own organization.

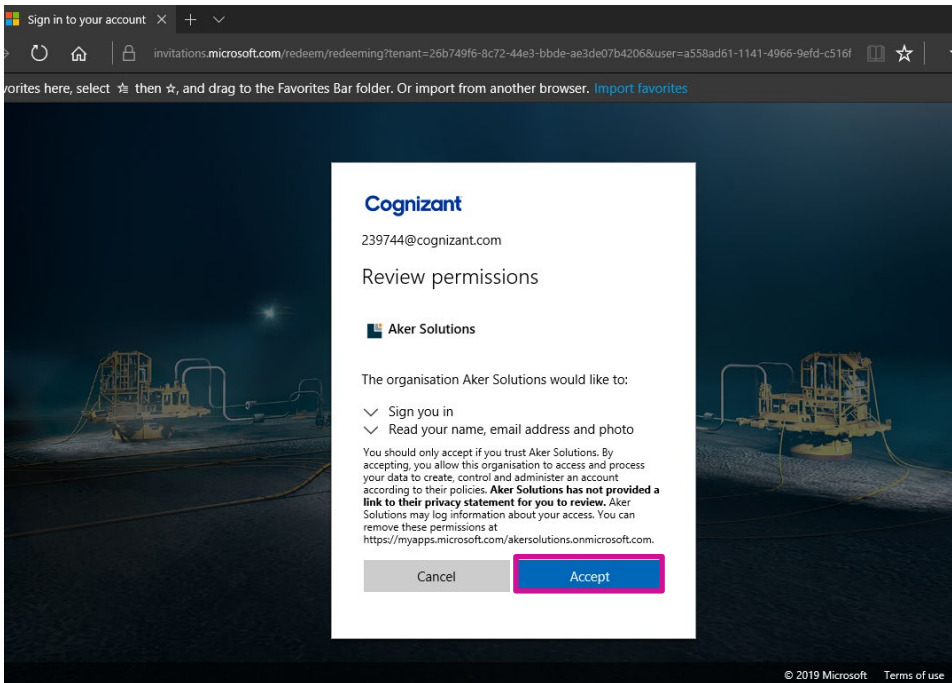


***Please note that you may not see the below login page at all if you are already logged into your business Office 365 account.***

In case you do see the below prompts, provide your email address or your domain credentials whichever is applicable to sign in to your own Organization's Office 365 or Azure AD tenant. The below login prompt may differ based on your organization's subscription and the browser that you are using.



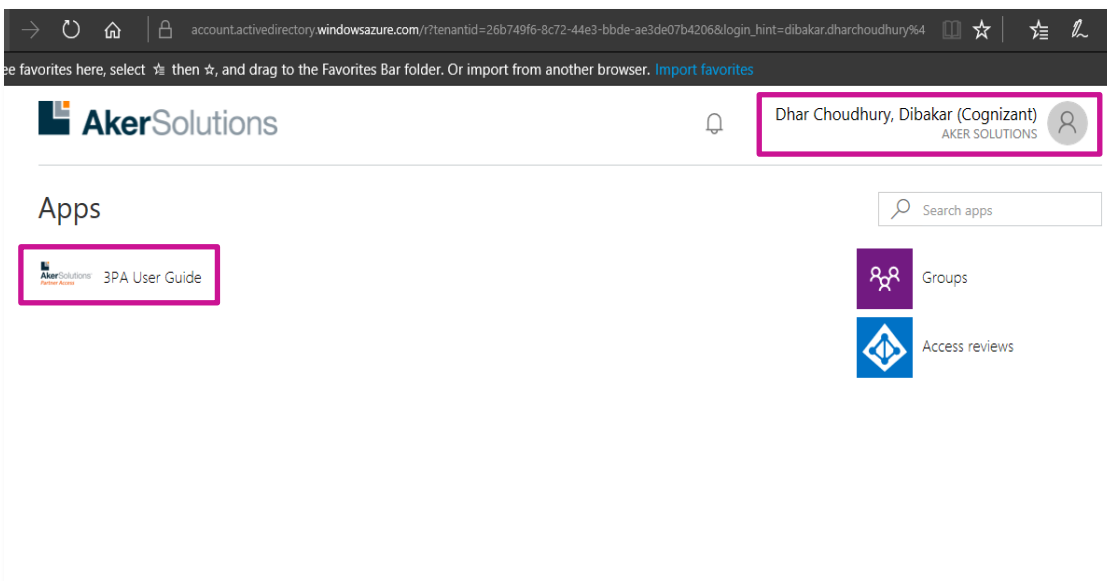
### c. Review the Permissions and click on Accept



### d. Reach the Myapps landing page in Aker Solutions Azure AD Tenant

Ensure that you are logged into "Aker Solutions" tenant or directory on the Top Right Hand Corner (below your name). If not, change it to "Aker Solutions" directory.

Now, you should be able to see "3PA User Guide" Application. Click on it to view the User Guide.



The User guide will open in a new browser window. In case you are not able to open the user guide, please reach out to you Sponsor or to service desk.



## 2. Need Help?

If you require support, please contact your main Aker Solutions contact, who will contact the Service Desk where needed.